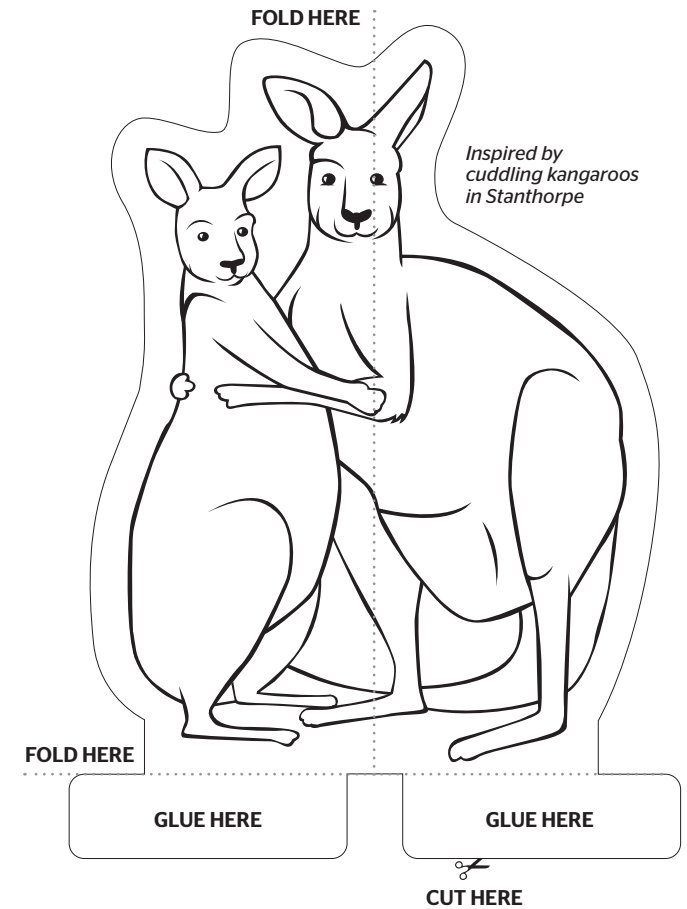



MOTHER'S DAY POP-UP CARD



STEP 1

Colour in your card and the kangaroo and joey pop-up.

STEP 2



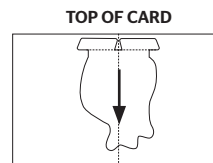
Cut out the card and pop-up.



Fold the card and pop-up.

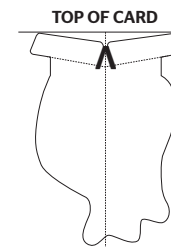
STEP 3

Place the pop-up inside the card like the mockup in the centre, artwork side down.



STEP 4

Place glue on the pop-up tabs. Turn the tabs towards each other so they create an upside down V before gluing to the top of the card.



STEP 5

Now when you open the card the kangaroo and joey pop up! Write your Mother's Day message inside. **FINISHED!**